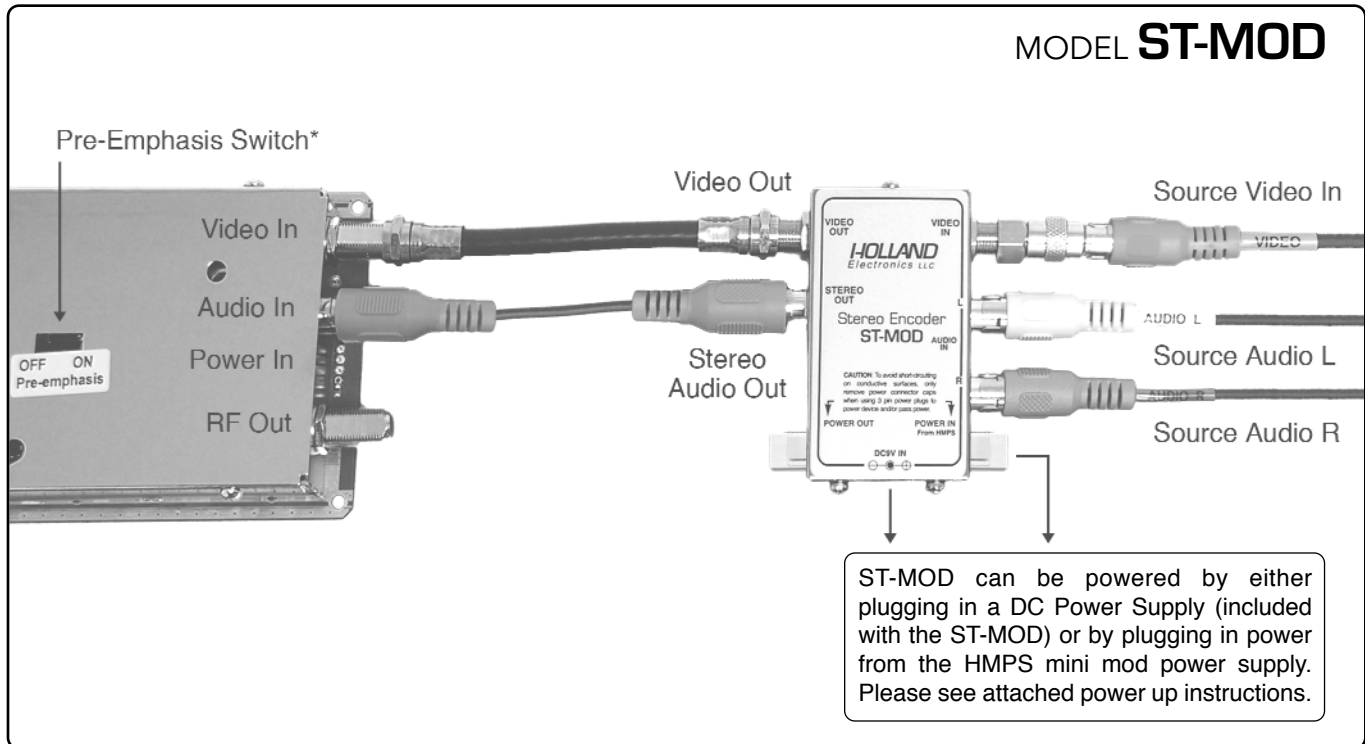


ST-MOD Installation Instructions

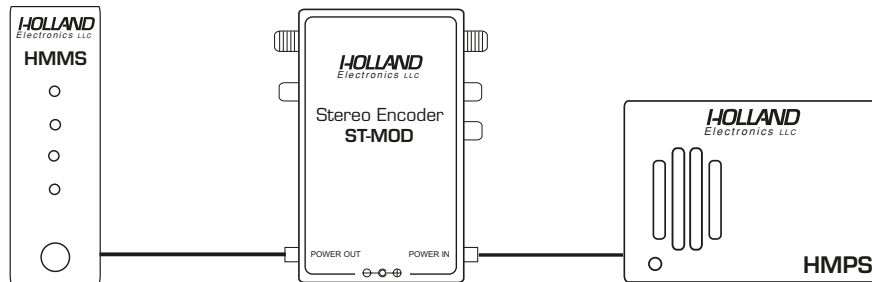


* For stereo change "Pre-emphasis" switch to off.

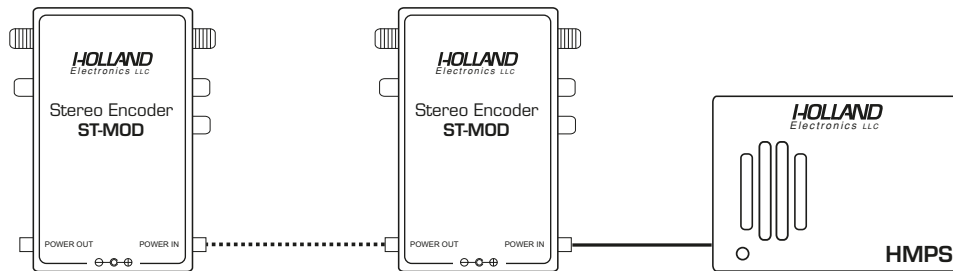
- 1 Connect "F" connector coax jumper (included) from "Video Out" of **ST-MOD** to "Video In" of the modulator.
- 2 Connect source "Video Out" to "Video In" of the **ST-MOD**.
- 3 Connect yellow RCA jumper (included) from "Stereo Out" of **ST-MOD** to "Audio In" of the modulator.
- 4 Disable modulator "Pre-emphasis" by switching to off position.
- 5 Connect source "Audio Left" and "Audio Right" to **ST-MOD** "Audio In Left" and "Audio In Right" respectively.
- 6 Plug in power source to **ST-MOD** by using Power Transformer (included) or by plugging in power from **HMPS** (if applicable). Please see **ST-MOD Powering Instructions** for proper powering connections (included).
- 7 Adjust audio deviation on modulator for optimal stereo separation.

ST-MOD Powering Instructions

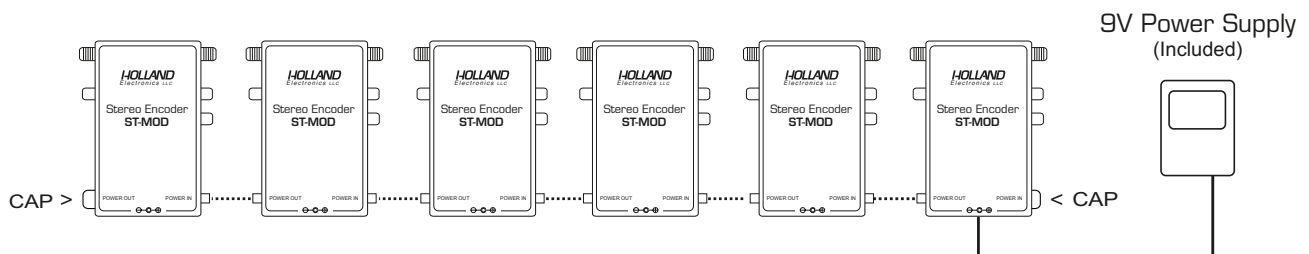
Setup For HMPS To Power ST-MOD & HMMS



Setup For HMPS To Power Several ST-MOD Units (Only possible when there is an HMPS output not used to power an HMMS unit)



9V 350mA Power Supply Included with ST-MOD Can Be Used To Power Up To 6 ST-MOD Units.



* If both HMPS and 9V are both connected to ST-MOD, then the HMPS will supply power to the encoder.

**HOLLAND ELECTRONICS LLC
LIMITED WARRANTY**

Holland Electronics LLC, warrants that the product enclosed with this Limited Warranty statement will conform to the manufacturer's specifications and be free of defects in the workmanship and material for a period of five years (5) from the date of original purchase.

WARRANTY PROCEDURE:

If the product appears to be defective contact Holland Electronics LLC at (805) 339-9060. We will analyze the problem and offer solutions to prevent removing the unit from service. If the unit is to be returned for evaluation, you will be issued a Return Material Authorization (RMA) number.

Holland Electronics LLC will, at its option, repair or replace the defective unit, under warranty, without charge for parts or labor. This repair will be subject to charges if signs of tampering or misuse are detected. Incoming shipping costs will be the customer's responsibility. Returns will not be accepted without an RMA number.

The warranty and remedy provided above are exclusive and in lieu of all other express warranties and unless stated herein, any statements or representations made by any other person or firm are void. The duration of any implied warranties of merchantability or fitness for a particular purpose on this product shall be limited to the duration of the express warranty set fourth above. Except as provided in this written warranty, Holland Electronics LLC shall not be liable for any loss, inconvenience, or damage, including direct, special, incidental, or consequential damages, resulting from the use or inability to use this product, whether resulting from breach of warranty or any other legal theory.

Some states do not allow limitations on how long an implied warranty lasts and some states do not allow the exclusion or limitation of incidental or consequential damages, so the above limitation and exclusion may not apply to you.

This warranty gives you specific legal rights, and you may also have other rights which vary from state to state.

To arrange for Warranty Service: Call Holland Electronics LLC (805) 339-9060